

FORMED TO PERFORM



YOUR GUIDE TO A QUALITY ROOF

 **GERARD**
Roofing Designed to Endure

INVENTED DOWN UNDER, EXPORTED ALL OVER.

Inspired with the vision of a better way of roofing, Gerard's story of innovation began when we developed the world's first pressed steel roofing panel. And we haven't stopped since. With our eyes firmly on the future, we're constantly improving our products to ensure the roofs of today meet the needs of tomorrow. From design aesthetics to energy efficiency, and even the installation process itself, we're always trying to do things better – for the home, for the home-owner, and for the planet. No wonder Gerard's roofs have been embraced by 127 countries around the globe.





Cover and this page
Profile: CF Shake
Colour: Charcoal Blend
Location: Northland, New Zealand
Architect: Arcline Architecture Ltd

LIGHTER AND TIGHTER FOR GREATER SAFETY

A Gerard roof is made up of individual steel panels tightly locked together to form a single structural unit. This innovative design creates a high strength-to-weight ratio, making Gerard roofs safe and secure against almost anything nature serves up.

Profile: Shake
Colour: Charcoal
Location: Waikato, New Zealand
Installed by: Cooke Roofing



Fire-safe

Should a fire break out, significant danger comes from flying embers finding their way into the roof space of a house. Gerard's roof panels are securely interlocked together, making them one of the most fire-safe roofs available. Gerard profiles are approved for use in Australia's highest bush fire zone (BAL-FZ).

Shake-resistant

For earthquake-prone regions, a Gerard roof is an ideal choice. Whilst a concrete tile roof of the average home can weigh approximately 10 tonnes, a Gerard steel panel roof can weigh just one tonne.

Cyclone-protected

The interlocking panels of a Gerard roof have been proven to withstand wind lifting forces equivalent to wind speeds of 350kph (stronger than a Category 3 tropical cyclone*).



*Testing conducted by James Cook University, Townsville, Australia

LONG LASTING IN TOUGH ENVIRONMENTS



Gerard roof panels are coated with a special aluminium and zinc alloy, providing up to eight times the corrosion resistance of galvanised steel roof coatings.

Good in the cold

Gerard roofs are impervious to snow, frost or ice. Their high strength-to-weight ratio means with proper design, they can easily withstand heavy snow loadings. Some clay and concrete tile roofs allow snow to be blown beneath the tiles into the roof cavity, where it causes significant damage. But Gerard's roof panels securely lock together so that no snow can enter the roof space.



Safe in devastating hailstorms

Hail damage is a leading cause of insured losses in Australia, costing the country millions each year. Hail can do immense damage to slate, clay and concrete tile roofs – but Gerard's steel panel roofs have the highest possible rating for impact resistance.

Colour that defies the elements

The stone and ceramic pigments of our textured finish panels inherently resist fading and discolouration. Our satin finish panels have a lightfast paint coating that's twice as thick as most corrugated metal roofing.

Above
 Profile: Senator
 Colour: Ashwood
 Location: Kanifushi, Maldives



CHOOSE A GREENER ROOF



A Gerard roof is the environmentally friendly choice. It's a responsibility we're extremely conscious of, which is why we are New Zealand's first roofing manufacturer to be awarded ISO 14001 environmental certification. It's the reason Gerard was selected for one of the first Homestar 10 rated homes in New Zealand.





Profile: Senator
Colour: Ravine
Location: Canterbury, New Zealand
Architect: Bob Burnett Architecture
Installed by: PlaceMakers SFI

Less framing needed

A steel roof requires much less framing support than concrete tiles – saving you thousands in framing materials and labour costs.

Safer for drinking water

Water collected from a Gerard roof is clean and completely safe for drinking and other household purposes. In fact, it goes above and beyond World Health Organisation drinking water standards.

Easier to transport

The average houselot of traditional clay tiles requires an entire truck for transport. But that truck could carry 10 homes' worth of Gerard steel roofs, using less energy and therefore less carbon to transport.

Recyclable again and again

Steel can be recycled indefinitely, without losing any of its qualities. So a retired Gerard roof doesn't need to end up in landfill – it can simply be re-worked into another steel product.

INTRODUCING CONCEALED FASTENING



Concealed Fastening technology delivers the ultimate in performance and style



Gerard's world-first fully Concealed Fastening (CF) system is a high performing system made for Australia's harsh weather conditions.

The innovative design utilises an interlocking assembly that covers and protects fasteners from exposure to the elements, giving the roof a streamlined appearance and incredible weather performance. Able to be installed on a ply substrate or on battens, this versatile system is suited to a wide range of applications making it a popular choice in the USA, Europe, Japan, and right here in Australia.




Profile: CF Shake
 Colour: Charcoal Blend
 Location: Northland, New Zealand
 Architect: Arcline Architecture Ltd





Above
 Profile: Shake
 Colour: Charcoal
 Location: QLD, Australia

Right
 Profile: Shake
 Colour: Ashwood
 Location: QLD, Australia




AVAILABLE IN TEXTURED AND SATIN FINISHES

SHAKE


Irregular grooves give this profile a recurring yet organic pattern that works on a wide variety of homes and is both supremely versatile, and immensely popular.

Available in 3 textured finish colours:


Available in 3 satin finish colours:




LRV: 16.2 | TSA: 84.9




LRV: 4.6 | TSA: 95.5




LRV: 3.5 | TSA: 96.7



LRV: 47.6 | TSA: 58.5



LRV: 7.9 | TSA: 90.4



LRV: 65.5 | TSA: 42.2

Other colours available on request. Contact our team for more information.

Product Specifications

Overall length	1310 mm
Length of cover	1250 mm
Width of cover	368 mm
Roof cover / panel	0.46 m ²
Panels / m²	2.2
Weight / panel	2.9 kg textured / 2.1 kg satin
Weight / m²	6.6 kg textured / 4.7 kg satin
Minimum roof pitch	15°

Gerard colours may vary from different manufacturers who may use different types of coating systems, gloss levels and application methods. Colours are as close to the finished product as the 4-colour printing process will allow. Due to the natural stone nature of our textured coatings, slight colour variations can be expected. Please request a colour sample for the most accurate results.




MILANO

Balanced arches and flats create a perfectly elegant roof with a classic aesthetic. This timeless profile makes a strong statement, especially on steeply pitched roofs.


Product Specifications	
Overall length	1330 mm
Length of cover	1210 mm
Width of cover	368 mm
Roof cover / panel	0.45 m ²
Panels / m ²	2.2
Weight / panel	2.9 kg textured
Weight / m ²	6.4 kg textured
Minimum roof pitch	12°

Gerard colours may vary from different manufacturers who may use different types of coating systems, gloss levels and application methods. Colours are as close to the finished product as the 4-colour printing process will allow. Due to the natural stone nature of our textured coatings, slight colour variations can be expected. Please request a colour sample for the most accurate results.

Available in 2 textured finish colours:



LRV: 5.8 | TSA: 87.7



LRV: 3.5 | TSA: 96.7

Other colours available on request. Contact our team for more information.





AVAILABLE IN
TEXTURED FINISH

Above
Profile: Milano
Colour: Midnight
Location: Canterbury, New Zealand

Left
Profile: Milano
Colour: Charcoal
Location: QLD, Australia



Above

Profile: Rockport

Colour: Eclipse

Architect: bálay Vandyke

Location: Mission Beach, QLD, Australia

Right

Profile: Rockport

Colour: Eclipse

Location: QLD, Australia



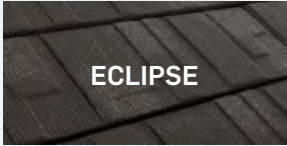
**AVAILABLE IN
TEXTURED FINISH**

ROCKPORT

SPECIAL ORDER PROFILE



Available in 1 textured
finish colour:



ECLIPSE

LRV: 3.5 | TSA: 96.7

Other colours available on
request. Contact our team for
more information.

Balanced arches and flats create a perfectly elegant
roof with a classic aesthetic. This timeless profile
makes a strong statement on steeply pitched roofs.

Product Specifications

Overall length	1330 mm
Length of cover	1250 mm
Width of cover	368 mm
Roof cover / panel	0.46 m ²
Panels / m ²	2.2
Weight / panel	2.9 kg textured
Weight / m ²	6.4 kg textured
Minimum roof pitch	15°

Gerard colours may vary from different manufacturers who may use different types of coating systems, gloss levels and application methods. Colours are as close to the finished product as the 4-colour printing process will allow. Due to the natural stone nature of our textured coatings, slight colour variations can be expected. Please request a colour sample for the most accurate results.



SENATOR

SPECIAL ORDER PROFILE

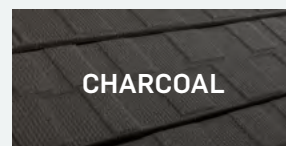


The distinctive vertical ridge adds refinement, giving the roof a timeless character. Senator is well known for the simplicity and uniformity it brings to a roof.

Product Specifications	
Overall length	1320 mm
Length of cover	1250 mm
Width of cover	368 mm
Roof cover / panel	0.46 m ²
Panels / m ²	2.2
Weight / panel	2.9 kg textured
Weight / m ²	6.4 kg textured
Minimum roof pitch	15°


Gerard colours may vary from different manufacturers who may use different types of coating systems, gloss levels and application methods. Colours are as close to the finished product as the 4-colour printing process will allow. Due to the natural stone nature of our textured coatings, slight colour variations can be expected. Please request a colour sample for the most accurate results.

Available in 3 textured finish colours:



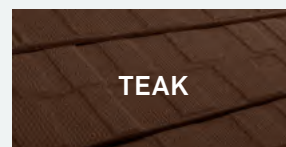
CHARCOAL

LRV: 3.5 | TSA: 96.7



ONYX

LRV: 9.9 | TSA: 89.3



TEAK

LRV: 5.1 | TSA: 92.8

Other colours available on request. Contact our team for more information.





AVAILABLE IN
TEXTURED FINISH

Above
 Profile: Senator
 Colour: Ravine
 Location: Canterbury, New Zealand
 Architect: Bob Burnett Architecture
 Installed by: PlaceMakers SFI

Left
 Profile: Senator
 Colour: Charcoal
 Location: Vietnam



Above

Profile: Tudor

Colour: Charcoal

Location: Rototuna, New Zealand

Right

Profile: Tudor

Colour: Charcoal

Location: Auckland, New Zealand



AVAILABLE IN TEXTURED AND SATIN FINISHES

TUDOR

SPECIAL ORDER PROFILE




Gerard's Tudor profile projects a refined, timeless European style. Its elegant and undulating form is well suited to both modern and traditional homes.

Available in 1 textured finish colour:


Available in 2 satin finish colours:



LRV: 3.5 | TSA: 96.7



LRV: 4.6 | TSA: 95.5



LRV: 20.3 | TSA: 69.3

Other colours available on request. Contact our team for more information.

Product Specifications

Overall length	1335 mm
Length of cover	1265 mm
Width of cover	368 mm
Roof cover / panel	0.44 m ²
Panels / m ²	2.15
Weight / panel	3.0 kg textured / 2.1 kg satin
Weight / m ²	6.4 kg textured / 4.5 kg satin
Minimum roof pitch	12°

Gerard colours may vary from different manufacturers who may use different types of coating systems, gloss levels and application methods. Colours are as close to the finished product as the 4-colour printing process will allow. Due to the natural stone nature of our textured coatings, slight colour variations can be expected. Please request a colour sample for the most accurate results.



CF SHAKE

SPECIAL ORDER PROFILE

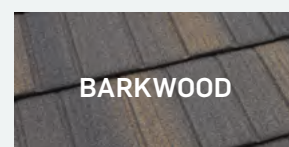


Resembling the rustic charm of traditional wood shake, but with the strength and durability of steel. And our innovative Concealed Fastening (CF) technology provides the ultimate in weather security and style.

Product Specifications	
Overall length	1345 mm
Length of cover	1270 mm
Width of cover	368 mm
Roof cover / panel	0.47 m ²
Panels / m ²	2.15
Weight / panel	3.5 kg textured
Weight / m ²	7.5 kg textured
Minimum roof pitch	15°

Gerard colours may vary from different manufacturers who may use different types of coating systems, gloss levels and application methods. Colours are as close to the finished product as the 4-colour printing process will allow. Due to the natural stone nature of our textured coatings, slight colour variations can be expected. Please request a colour sample for the most accurate results.

Available in 3 textured finish colours:



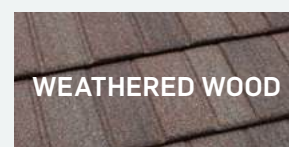
BARKWOOD

LRV: 3.5




CHARCOAL BLEND

LRV: 3.5



WEATHERED WOOD

LRV: 5.3





Both images
Profile: CF Shake
Colour: Charcoal Blend
Location: Northland, New Zealand
Architect: Arcline Architecture Ltd



AVAILABLE IN
TEXTURED FINISH

FEATURES
**CONCEALED
FASTENING**



Both images
Profile: CF Shingle
Colour: Charcoal Blend



FEATURES
**CONCEALED
FASTENING**



AVAILABLE IN
TEXTURED FINISH

CF SHINGLE

SPECIAL ORDER PROFILE



Specifically designed to mimic the appearance of asphalt shingles, this profile combines a traditional look with a high-performance roofing system. Enjoy timeless aesthetics in a light-weight steel panel roof.

Available in 3 textured finish colours:



LRV: 3.5



LRV: 3.5



LRV: 5.3

Product Specifications

Overall length	1345 mm
Length of cover	1270 mm
Width of cover	368 mm
Roof cover / panel	0.47 m ²
Panels / m ²	2.15
Weight / panel	3.5 kg textured
Weight / m ²	7.5 kg textured
Minimum roof pitch	15°

Gerard colours may vary from different manufacturers who may use different types of coating systems, gloss levels and application methods. Colours are as close to the finished product as the 4-colour printing process will allow. Due to the natural stone nature of our textured coatings, slight colour variations can be expected. Please request a colour sample for the most accurate results.



CF SLATE

SPECIAL ORDER PROFILE

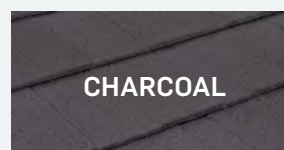


Capturing the subtle look and charm of low-profile slate, our Concealed Fastening (CF) technology allows you to enjoy all the refinement and beauty of stone with the security and strength of steel.


Product Specifications	
Overall length	1340 mm
Length of cover	1250 mm
Width of cover	250 mm
Roof cover / panel	0.31 m ²
Panels / m ²	3.2
Weight / panel	2.0 kg textured
Weight / m ²	6.4 kg textured
Minimum roof pitch	15°

Gerard colours may vary from different manufacturers who may use different types of coating systems, gloss levels and application methods. Colours are as close to the finished product as the 4-colour printing process will allow. Due to the natural stone nature of our textured coatings, slight colour variations can be expected. Please request a colour sample for the most accurate results.

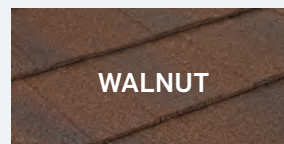
Available in 3 textured finish colours:



LRV: 3.5 | TSA: 96.7



LRV: 3.8 | TSA: 93.2



LRV: 6.5 | TSA: 90.2





This image
Profile: CF Slate
Colour: Charcoal Blend
Location: Bay of Plenty, New Zealand

Left
Profile: CF Slate
Colour: Charcoal Blend
Location: Auckland, New Zealand



AVAILABLE IN
TEXTURED FINISH

FEATURES
**CONCEALED
FASTENING**





FEATURES
**CONCEALED
FASTENING**



AVAILABLE IN
SATIN FINISH

CALIBRE

SPECIAL ORDER PROFILE




Popular colours:




ALPINE STONE

LRV: 66.9 | TSA: 39.3




EBONY

LRV: 4.6 | TSA: 95.5




FLAX

LRV: 5.6 | TSA: 94.8



GREY FRIARS

LRV: 9.1 | TSA: 92.3



IRONSAND

LRV: 6.7 | TSA: 93.6

Realise your architectural vision through the elegance of Calibre. With its clean, streamlined look and Concealed Fastening (CF) technology, Gerard's newest profile will elevate the appearance of any contemporary home.

Product Specifications

Overall length	1340 mm
Length of cover	1250 mm
Width of cover	250 mm
Roof cover / panel	0.32 m ²
Panels / m ²	3.12
Weight / panel	2.1 kg satin
Weight / m ²	6.5 kg satin
Minimum roof pitch	15°

Gerard colours may vary from different manufacturers who may use different types of coating systems, gloss levels and application methods. Colours are as close to the finished product as the 4-colour printing process will allow. Please request a colour sample for the most accurate results.



MATCHING TRIMS AND ACCESSORIES

Whatever style of roof you choose* there are matching trim options and accessories that are fully integrated and designed to suit your chosen style.

Roof trims

Angle trim



Barrel trim



Box trim



Long angle trim



*pictured options exclude Concealed Fastening profiles



Vents

Gerard vents are finished with the same coatings as your roof, so they'll match it perfectly. Plus they can be installed by the roofer – no need for a plumber to be working up top.

Gerard free-flow port

A low-profile port designed for extraction systems from kitchens, bathrooms and laundries. And with a large free vent area, it's also ideal for airflow and heat circulation in roof cavities.



Gerard sanitary port

Primarily intended to vent sewage systems, this port can also be used for general air/moisture extraction from kitchens, bathrooms and laundries.



Gerard solar brackets

Our solar brackets secure all kinds of solar panels and rails to a Gerard roof without penetrating the roof, thereby avoiding the potential for leaks. Ideally installed at the same time as the roof, they can also sometimes be retrofitted – ask us for more info about this.



STEEL ROOF, IRON-CLAD WARRANTY

Your roof is more exposed to the elements than any other part of your home. So it's good to know that Gerard roofs are designed for Australian conditions, and backed by a product warranty that's as transparent as it is thorough, providing you with both clarity and peace-of-mind.

TEXTURED FINISH WARRANTIES

PERFORATION WARRANTY	SURFACE COATING WARRANTY
30 YEARS	20 YEARS
TEXTURED FINISH	TEXTURED FINISH
STANDARD ENVIRONMENT	
More than 500m from breaking surf	

PERFORATION WARRANTY	SURFACE COATING WARRANTY
15 YEARS	15 YEARS
TEXTURED FINISH	TEXTURED FINISH
CORROSIVE ENVIRONMENT	
Within 500-200m of breaking surf and within 500-50m of sheltered bays	

SATIN FINISH WARRANTIES

PERFORATION WARRANTY	SURFACE COATING WARRANTY
30 YEARS	15 YEARS
SATIN FINISH	SATIN FINISH
STANDARD ENVIRONMENT	
More than 500m from breaking surf	

PERFORATION WARRANTY	SURFACE COATING WARRANTY
15 YEARS	10 YEARS
SATIN FINISH	SATIN FINISH
CORROSIVE ENVIRONMENTS	
Within 500-200m of breaking surf and within 500-50m of sheltered bays	

This is intended as a warranty overview only, full details are laid out on the warranty certificate itself. If you're unsure about any aspect, or want to find out more, don't hesitate to get in touch with Gerard customer services on 1800 249 616 or at info@gerardroofs.com.au.

You can also visit our website www.gerardroofs.com.au and download a copy of the certificate.